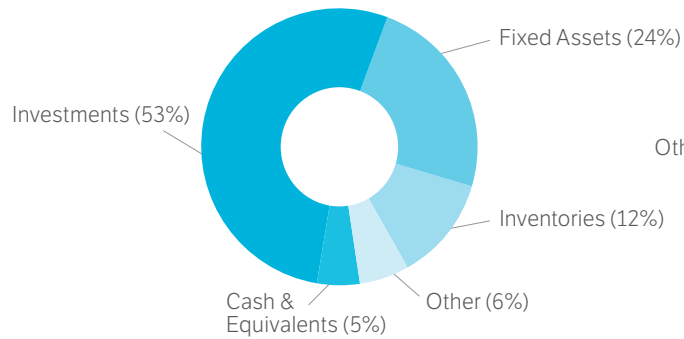
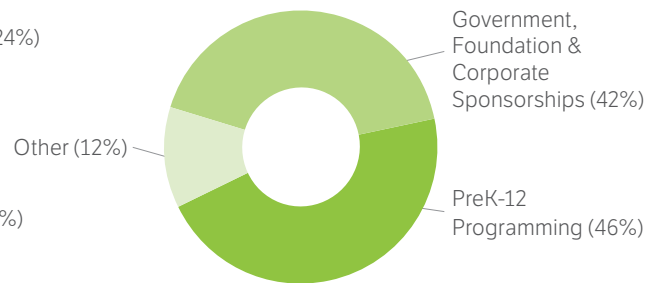


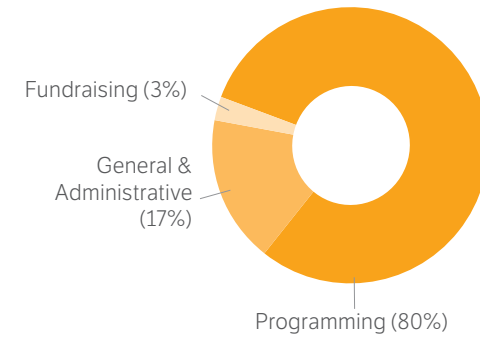
2020 Assets



2020 Revenues



2020 Expenses



Statement of Financial Position	2020	2019
Assets		
Cash & Cash Equivalents	\$1,581	\$4,050
Accounts Receivable	230	381
Grants Receivable	918	832
PreK-12 Education Program Supplies	3,981	3,600
Investments - Market Value		
Endowment	7,360	6,411
Other	9,154	8,211
Other - Trust	1,065	1,131
Other Assets	967	528
Buildings, Exhibits, Collections, Software & Equipment - Net	7,850	8,183
Total Assets	\$33,106	\$33,326
Liabilities and Net Assets		
Accounts Payable & Accrued Expenses	\$1,195	\$1,768
Deferred Revenue	1,942	616
Other Liabilities	1,117	1,169
Total Liabilities	\$4,254	\$3,553
Net Assets	\$28,852	\$29,773
Total Liabilities and Net Assets	\$33,106	\$33,326

Statement of Activities	2020	2019
Revenue		
Pre K-12 Programming	\$8,158	\$26,255
Government, Foundation, & Corporate Sponsorships	7,478	7,035
Paycheck Protection Program	1,912	-
Store	119	140
Other Revenue	184	155
Total Revenue	\$17,851	\$33,585
Expenses		
Programs:		
Education	\$15,269	\$23,911
Recognition	703	1,678
Museum and Exhibits	659	1,419
Supporting Activities:		
Management & General	3,456	4,066
Fundraising	633	725
Total Expenses Related to Program & Supporting Activities	\$20,721	\$31,799
Net from Operations	(\$2,870)	\$1,786
Realized & Unrealized Investment Income	1,943	2,265
Other Non-Operational Expense	-	(319)
Change in Net Assets	(927)	3,731
Transfer of Net Assets	5	-
Net Assets, Beginning of Year	\$29,773	\$26,042
Net Assets, End of Year	\$28,852	\$29,773